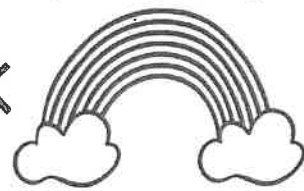




Word Work

Rainbow Write



.....

.....

.....

.....

.....

.....

.....

.....

.....

.....


.....

.....




Word Work


Rainbow Write




write the word in




write the word in




write the word in



write the word in



write the word in



write the word in



Date:

Write your spelling words below. Then add up the points for each letter and write the total value of each word.

[illegible]

Name: _____ Date: _____

Silly sentences

Directions: Write a silly sentence with ten of your spelling words. Underline each spelling word.

1



2

3



4

5



6

7



8

9


10



Word Work

Stamp It





Word Work



Mark It Up

Handwriting practice lines (top solid, middle dashed, bottom solid).

Handwriting practice lines (top solid, middle dashed, bottom solid).

Handwriting practice lines (top solid, middle dashed, bottom solid).

Handwriting practice lines (top solid, middle dashed, bottom solid).

Handwriting practice lines (top solid, middle dashed, bottom solid).

Handwriting practice lines (top solid, middle dashed, bottom solid).

vowels	consonants

vowels	consonants

vowels	consonants

vowels	consonants

vowels	consonants


vowels	consonants

Name: _____ Date: _____

ABC Order

Write your words in ABC order. Remember, if more than one word starts with the same letter, you have to look at the second letter.

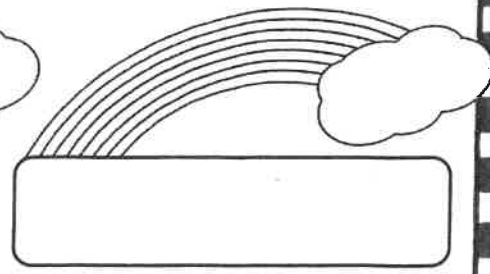
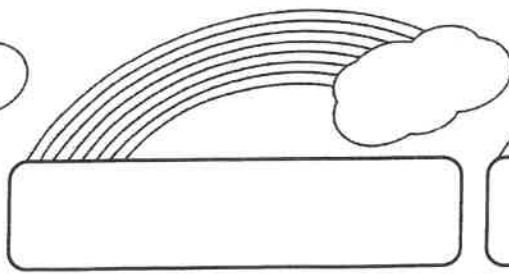
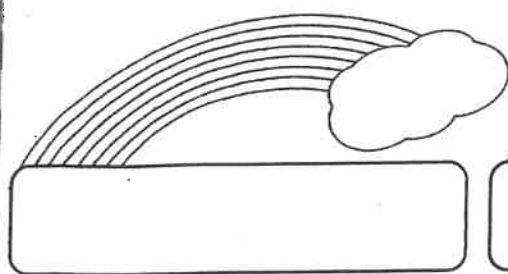
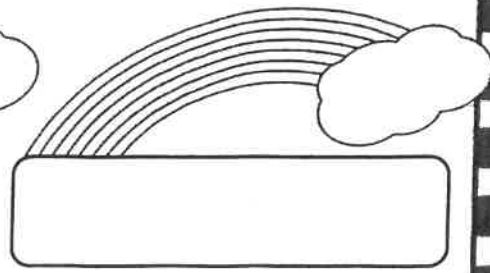
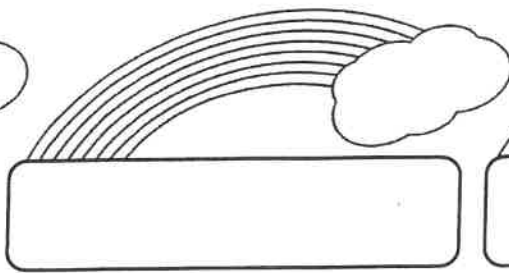
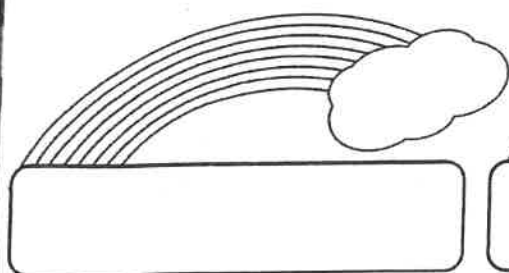
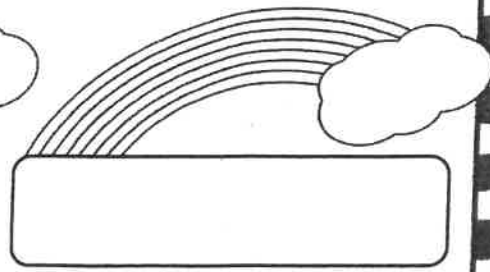
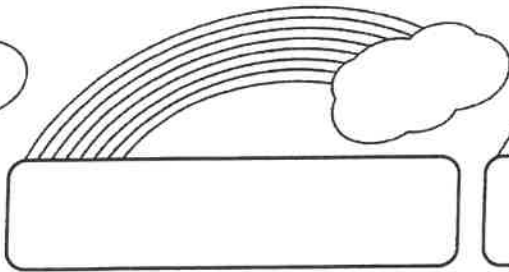
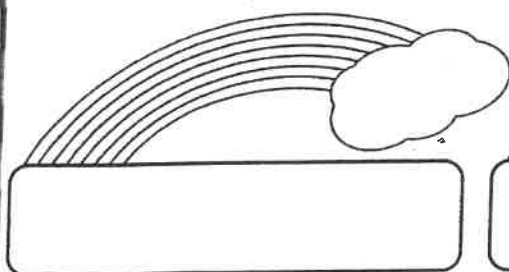
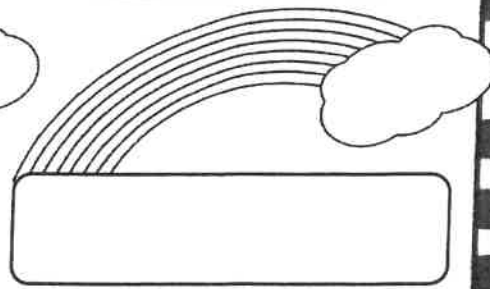
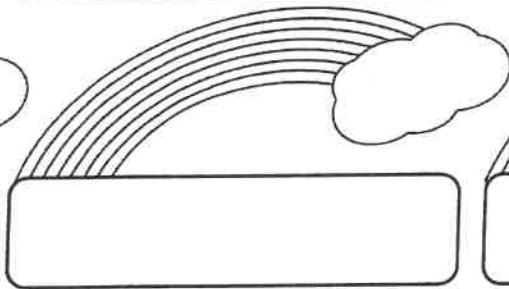
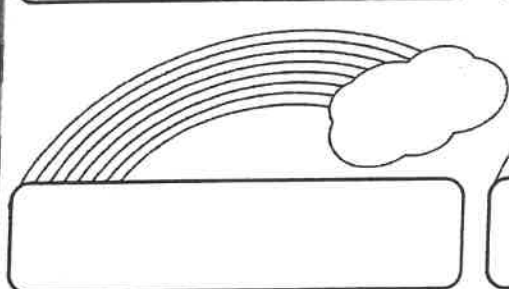
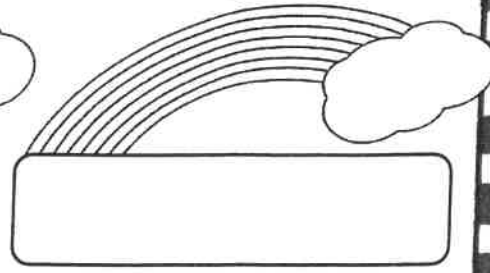
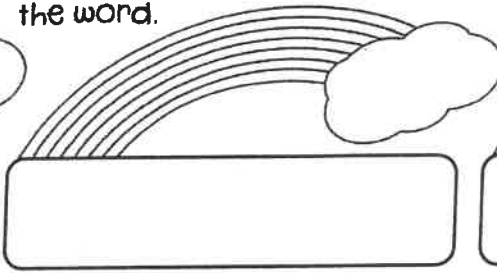
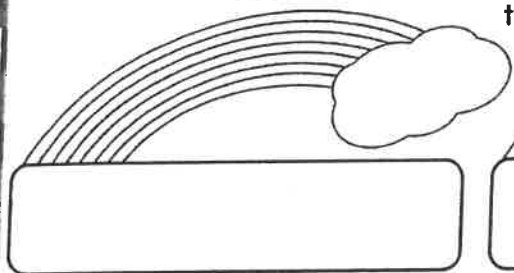
_____	_____
_____	_____
_____	_____
_____	_____
_____	_____
_____	_____
_____	_____
_____	_____
_____	_____
_____	_____
_____	_____
_____	_____

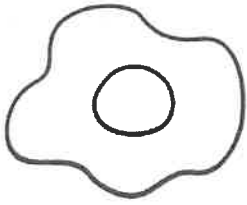


Name: _____ Date: _____

Rainbow Words


Directions: Write your spelling words and then trace the spelling feature with any color. Write the spelling feature in the cloud above the word.





Word Work

Scramble It



write it in pencil	scramble it	write it in marker







Word Work Menu

Directions: You may choose any of the boxes to work on throughout the week. Put your work into your Word Work folder.

<p><u>Secret Agent Words</u></p> <p>Number the alphabet 1-26. Then convert your words to a number code. Write the word on top and the number code below.</p>	<p><u>Spelling Story</u></p> <p>Write your spelling words in a story.</p>	<p><u>Rainbow Words</u></p> <p>Write each word and use a different color for each letter. Rainbow words!</p>
<p><u>ABC Order</u></p> <p>Write your words in alphabetical order. Be careful!</p>	<p><u>Silly Sentences</u></p> <p>Write your words in sentences. See how many words you can fit in each sentence. The crazier the better! ☺</p>	<p><u>Singing & Spelling</u></p> <p>Make a song with your words. It can be a rap, opera, pop...anything! Recite your song for your class.</p>
<p><u>All About Alliteration</u></p> <p>Make an alliterative phrase for each of your words. Example: seven slimy snails</p>	<p><u>Spelling Mural</u></p> <p>Draw a picture and hide your words in it. Get creative!</p>	<p><u>Comics Words</u></p> <p>Use a comic format to write a comic using all of your spelling words. You may draw it out or use the blank comic strips.</p>
<p><u>Consonant & Vowels</u></p> <p>Write your words. Circle the vowels and underline the consonants.</p>	<p><u>Word Hunt</u></p> <p>Find words in books that match your weekly word list. Record your words in your notebook and make sure you write the title of the book and what page it was found on. Copy the sentence.</p>	<p><u>Definitions</u></p> <p>Use the dictionary to define at least 5 words from your list. Copy the definition, part of speech and sentence.</p>
<p><u>Sign Language</u></p> <p>Using a sign language alphabet sheet, sign words to a partner. They will guess the word then sign a spelling word back to you.</p>	<p><u>Cursive Writing</u></p> <p>Practice your handwriting in cursive. Write the spelling words or make them into sentences.</p>	<p><u>Concentration</u></p> <p>Make 2 flashcards for each word. Lay them face down and play concentration (try to find the match).</p>

Word Study Roll

Directions: Roll a die and complete the activity for the number you roll. Each roll equals one point—if, you complete the activity correctly! The student with the most points at the end of the game wins.

	Use the word in a sentence
	Define the word
	
	Share an antonym of the word
	Think and share <u>another</u> word that follows the same spelling pattern as your word
	Spell your word...without looking!

Spelling Menu

Count Consonants and Vowels

5 points

Make a chart and write each spelling word. Then tell how many consonants and vowels each word has.

Word	Consonants	Vowels
teacher	4	3
stapler	5	2

Shape Words

5 points

d
do
don
donu
donut

(or make them boat shaped, wagon shaped, smiley face, etc.)

ABC Order

5 points

Write your spelling words in ABC order.

Sentences

10 points

Write each spelling word in a sentence.

Underline each word.

Using Dictionary

5 points

Look up your spelling words in a dictionary. Write the guide words found at the top of each page.



Write a letter

10 points

Write a letter to someone. Use your spelling words.

Underline each spelling word.

Follow the letter format discussed in class.

Parts

date, greeting, body, closing, signature

Scrabble

10 points

Connect spelling words to create a Scrabble board

Example:

b
c a t
u
b u s
u
b

Using rhymes

5 points

Write your words and then write a rhyming word next to each word

Example:
light--- bright
brag--- drag

"NEW" words

5 points

Form NEW words by changing 1 or 2 letters in your spelling word.

Use technology

10 points

1. Type out your spelling and/or vocabulary words on the computer.

or

2. Use the website <http://www.wordle.net> create a word cloud.

Question

10 points

Write questions with your spelling words.

Write a Story

10 points

Write a story using the spelling words.

Explain the meaning

5 points

Read each word and explain to your parents what each word means.

(Parents will be responsible for writing a note in the spelling homework if the student chooses this activity)

"Ransom" Words

10 points

"Write" your words by cutting letters out of a newspaper or magazine and gluing the letters on a piece of paper to spell your words.

Sort the words by parts of speech

5 points

word	part of speech
castle	noun
yelled	verb
old	adjective

Sort the words by a category (you get to create the category)

10 points

words related to cooking

frying
baking
mixing

Picture words

5 points

Draw any picture and hide your spelling words in the picture.



SPELLING MENU # 1



<p>Write a fictional story using at least 10 of your spelling words. A fictional story is a story that is made up.</p>	<p>Picture words: Write each spelling word and then either draw a picture to represent the word or cut out an image in a magazine or newspaper to represent the word.</p>	<p>Mountain Words: G Gr Gre Grea Great</p>	<p>Practice Test: Take a practice spelling test with an adult family member.</p> <p>Date _____ Signature _____</p>
<p>Rainbow write: Rainbow write all of your spelling words 2 times using at least 4 colors</p>	<p>Practice Test: Take a practice spelling test with an adult family member.</p> <p>Date _____ Signature _____</p>	<p>FREE CHOICE: You may select any activity on the page (even the one you already completed)</p>	<p>Write your spelling words 3 times.</p>
<p>Flashcards: Make flashcards with all of your spelling words and then study with someone at home</p>	<p>Two Colors: Use two different colors to write your spelling words. Use one color to write the consonants & another to write the vowels (a,e,i, o, u.) Ex: balloon</p>	<p>Write one sentence for each Spelling word.</p>	<p>Backwards Words: Write your words forwards and then backwards</p> <p>Wind dniw</p>
<p>Practice Test: Take a practice spelling test with an adult family member.</p> <p>Date _____ Signature _____</p>	<p>Alphabetical Order: Write all of your spelling words in alphabetical order Ex: Animal Boy Girl</p>	<p>Write your spelling words from shortest to longest.</p>	<p>Practice Test: Take a practice spelling test with an adult family member.</p> <p>Date _____ Signature _____</p>